



12-408F



- ➔ Belt surface: Flat top with friction surface
- ➔ Open area: Closed
- ➔ Strength: Ideal choice for light transportation.
- ➔ Material: PP.
- ➔ Application: Transport of goods on a slightly inclined conveyor.



HUB SPECIFICATION

	Number of teeth			
	10Z	19Z	24Z	28Z
Round bore (mm)	20ø	20ø	20ø	20ø
		25ø	25ø	25ø
		30ø	30ø	30ø
		40ø	40ø	40ø
Square bore (mm)			25x25	25x25
			40x40	40x40

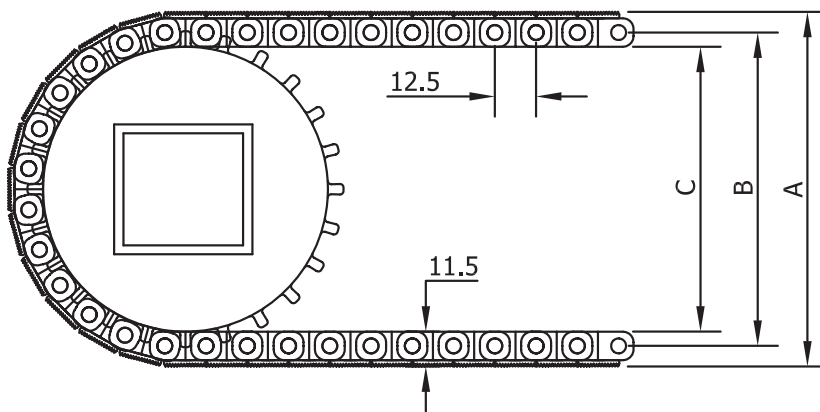
bore available in inch size

BELT DATA

Materials	Max. belt pull kg/m of width	Belt weight kg/m ²
Polypropylene (PP)	800	4.5

SPROCKET DATA

No. of teeth Z	A=Outside diameter (mm)	B=Pitch diameter (mm)	C=Inside diameter (mm)	Sprocket width (mm)
10	50	42	33	8
19	84	76	67	12
24	104	96	87	12
28	120	112	103	12



1:1