

FABLON

HEAVY DUTY BELTING



Integrally Molded Heavy Duty Cleat Patterns

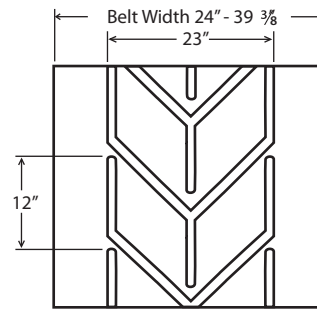
Fablon heavy duty belts provide smooth, reliable product delivery in demanding incline applications.

ADVANTAGES OF FABLON BELTING

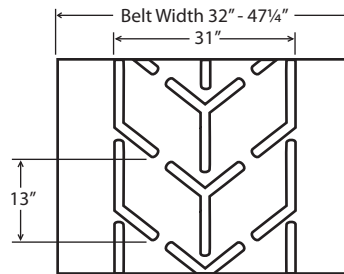
- Integrally molded cleats are part of the belt's cover
- Fablon belts are ideal for use on smaller pulleys
- Superior impact resistant Fablon base belts and cleats
- Interlocking cleat patterns prevent product slip-back

FABFLEX®





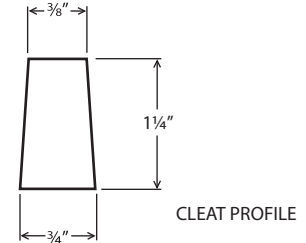
FabClimb 1 1/4" Tall



FabClimb 1 1/4" Tall

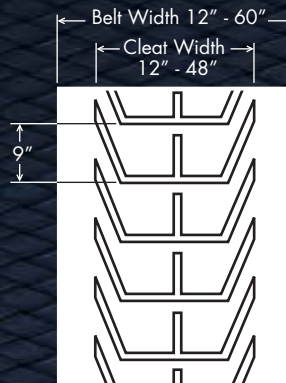
BELT SPECIFICATIONS

- Cover Gauge** 3/16" (top) x 1/16" (bottom)
- Belt Cacass Gauge** .1410"
- Working Tension Rating** 240 lbs
- Cover Grade** RMA II
- Construction Warp** Polyester
- Construction Fill Weft** Nylon
- Carcass fabric** 80
- Cover tensile strength** min. 2200 psi
- Cover elongation** min. 400 %
- Cover hardness** 60 ± 5 (shore A)
- Cleat hardness** 45 ± 5 (shore A)
- Minimum pulley diameter** (per application)
- Temperature range** 0°/180° F

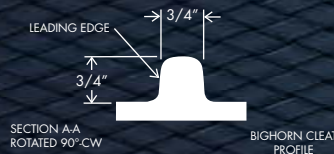


FabClimb is made with abrasion resistant 1-1/4" high tapered cleats with a "Y" cleat center pattern that increases production capacity. Two cleat widths are available: 31" on 13" centers, and 23" on 12" centers. Applications include cold planers, wood chips, coal & salt, grain, and construction materials.

BIGHORN



Bighorn 3/4" Tall



CLEAT SPECIFICATIONS

- Cleat Height:** 3/4" (rounded top)
- Cleat Thickness:** 3/4"
- Cleat Spacing:** 9" (centers)
- Cleat Type:** Parallel Overlap
- Cover hardness** 60 ± 5 (shore A)

BELT SPECIFICATIONS

Constructions available with various cover gauges, compounds and with or without center support rib.

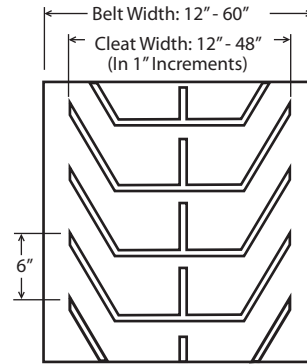
- Base Fabric:** Synthetic
- Cover Compound:** SBR
- Temp. Range:** -20° / 180° F
- Minimum Pulley Dia.:** 8"

Base Belts Available In Following Working Strengths

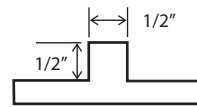
- 150 lb.
- 220 lb.
- 240 lb.
- 330 lb.
- 400 lb.

Bighorn belting offers a 3/4" high x 3/4" thick rounded cleat on 9" centers. Bighorn is ideal for the smooth delivery of loads requiring a cleated belt for steep elevation of product. Used frequently for planed asphalt, sand, rock, and heavy duty materials. The **Bighorn** is available in belt widths from 12" to 60" and cleat widths from 12" to 48".

BULLHORN



Bullhorn 1/2" Tall



CLEAT PROFILE

CLEAT SPECIFICATIONS

Cleat Height: 1/2"
Cleat Thickness: 1/2" (square)
Cleat Spacing: 6" (centers)
Cleat Type: Parallel Overlap

BELT SPECIFICATIONS

Constructions available with various cover gauges, compounds and with or without center support rib.

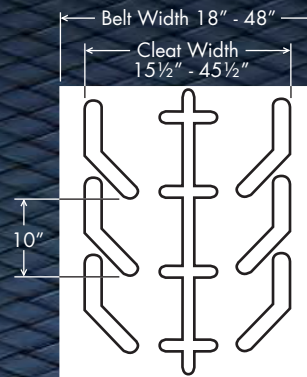
Base Fabric: Synthetic
Cover Compound: SBR
Temp. Range: -20° / 180° F
Minimum Pulley Diameter: 8"

Base Belts Available In Following Working Strengths

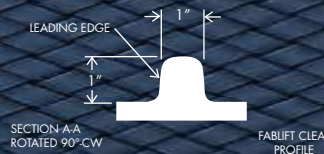
- 150 lb. • 220 lb. • 240 lb.
- 330 lb. • 400 lb.

Bullhorn has a 1/2" x 1/2" low profile cleat molded on a 6" centerline that offers smooth delivery of planed asphalt, gravel, wood chips and is frequently used on stone slingers. Available in belt widths from 12" to 60" and cleat widths from 12" to 48". Bullhorn is designed to maintain constant contact with return idlers and can be troughed as necessary.

FABLIFT



Fablift 1" Tall



CLEAT SPECIFICATIONS

Cleat Height: 1" (square)
Cleat Thickness: 1"
Cleat Spacing: 10" (centers)
Cleat Type: Parallel Overlap
Cleat hardness 45 ± 5 (shore A)

BELT SPECIFICATIONS

Constructions available with various cover gauges and compounds.

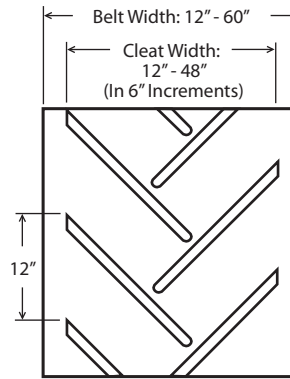
Base Fabric: Synthetic
Cover Compound: SBR
Temp. Range: -20° / 180° F
Minimum Pulley Diameter: 8"

Base Belts Available In Following Working Strengths

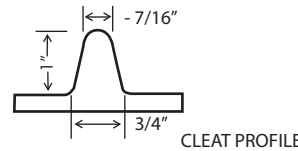
- 150 lb. • 220 lb. • 240 lb.
- 330 lb. • 400 lb.

Fablift has a unique cleat design that provides smooth, reliable product delivery in demanding incline applications. It is made with a 1" square cleat on 10" centers. Fablift' belts are capable of transporting larger rock, recycled asphalt, and frequently are used on tub grinders. Molded cleat cut-outs allow for easy troughing. Available in belt and cleat widths up to 48".

LONGHORN



Longhorn 1" Tall



CLEAT PROFILE

CLEAT SPECIFICATIONS

Cleat Height: 1"
Cleat Thickness: 3/4" - 7/16" (gumdrop)
Cleat Spacing: 6" (centers)
Cleat Type: Staggered Chevron

BELT SPECIFICATIONS

Constructions available with various cover gauges and compounds.

Base Fabric: Synthetic
Cover Compound: SBR
Temp. Range: -20° / 180° F
Minimum Pulley Diameter: 8"

Base Belts Available In Following Working Strengths

- 150 lb.
- 220 lb.
- 240 lb.
- 330 lb.
- 400 lb.

Longhorn has 1" high tapered "gum drop" cleats that are arranged in a staggered chevron pattern on 12" centers. Designed to handle heavy and wet materials such as sand, its taller, thicker cleat profile is used where more "Bite" on the product is required. Available in cleat widths 12" to 48" and belt widths 12" to 60".

FABTOUGH



Features & Benefits

- GREATER BELT STRENGTH
- DECREASED BELT STRETCH
- WEAR RESISTANCE
- LOWER COST
- LESS REPLACEMENT LABOR
- BOOST PRODUCTIVITY
- LESS DOWN TIME
- CLEATS GUARANTEED TO NEVER SEPARATE FROM THE BELT

FabTough sweeper belts are designed for longer performance and extended service life, versus the standard replacement belts currently available in the market. The FabTough belt incorporates two layers of heavy-duty blended fabric that is less prone to stretch and punctures along with a thicker top cover which increases belt life. A custom blended cleat compound is then integrally molded to the top surface providing excellent durability in all operating conditions and environments.

FabTough street sweeper belts are the highest quality pick-up belts available for broom sweepers. Engineered for severe environments, FabTough belting will keep sweepers up and running at peak performance.

Choosing the Right Fablon Belt

The versatile profile designs of Fablon heavy duty belts offer pattern heights from 1/2" to 1-1/4". When fast service is essential, keep in mind Fablon replacement belts for road milling equipment manufactured by:

- **Roadtec** - RX Series RX500, RX 700, RX 900
- **Wirtgen** - W Series W150, W210, W220, W2000, W2100, W2200
- **Caterpillar** - PR & PM Series PM 200/565
- **CMI** - PR Series PR500, PR 600, PR 800, PR 950
- **Bomag** - MP Series MP 2000
- **Dynapac** - PL Series PL 2000
- **And Others**

Fablon Splicing Options

Our advanced splicing techniques assure maximum strength and flexibility of Fablon heavy duty belts. Belts are made with these end splice options:

- Hot vulcanized endless splice – for the highest strength rating and longest service life.
- Mechanical lace splice using Flexco Meg Alloy 550 – easy, quick and secure
- Super-Screw[®] flexible lacing – no drilling preparations or template; six tension ranges
- Open-end (no splice)



Super-Screw Flexible Lacing



Hot Vulcanized Splice

Ordering Fablon Heavy Duty Belts

When ordering or requesting an estimate for a Fablon belt, please specify:

1. The exact belt length from end to end
2. The overall belt width
3. The desired belt cleat width
4. The desired cleat recess
5. The pulley diameters
6. The type of end splice desired